







Oklahoma Breeders Verification Certificate

Type in the fields below to complete the required information then save document to your computer:

STEER INFORMATION		
Breed:	Tulsa Tag #:	
Date Calved:	Color:	
Sire:	Registration #:	
Dam:	Registration #:	
BREEDER INFORMATION (Owner of the dam at the time of conception)		
Name of Breeder:	Phone:	
Address:		
City:	St:	Zip:
APPLICANT INFORMATION		
Exhibitor(s):	Phone:	
Address:		
City:	St:	Zip:

- ✓ Save the completed document to your computer.
- ✓ Upload this document online when submitting online entries. You must upload three pictures of the steer: right side profile, left side profile, and front view.
 -  After you checkout your online entry cart, you will be directed to upload files for each steer you entered. To make sure you are entering the correct files for each steer, compare the WEN# on the online receipt to the WEN# on the upload website.
 -  In the Entry Description box type in the steer's Tulsa Tag #.
 -  In the first box click "choose file" click on your saved breeders certificate then click "open" and "upload" to upload the breeder's certificate.
 -  The next box, upload a picture, "choose file" select the picture and then click "open" and "upload".
 -  Repeat in the following two boxes to upload all three required steer photos.
 -  Click "Done" and then "Done" to confirm.

If family nominating a steer, you only need to upload certificate and pictures to one exhibitor name. Make sure all other siblings names are on this document. You will be prompted to upload for each sibling. If you have uploaded the steer certificate and photos to one sibling, skip the upload step for the other siblings.